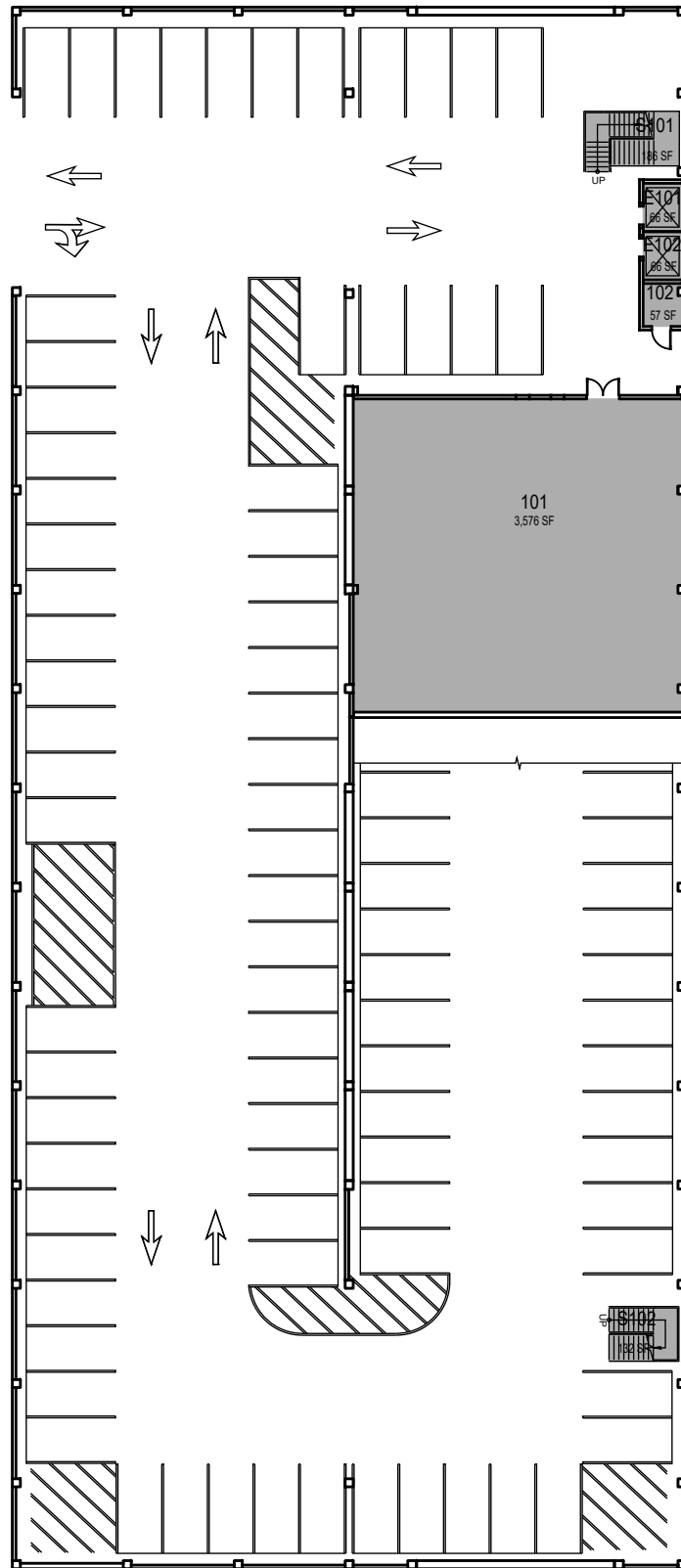


O:\Planroom\Database\building_Floor_Plans\Plan_Book\Building 131-0_Parking Structure.dwg AutoCAD PDF (High Quality Print).pc3 ANSI full bleed A (8.50 x 11.00 inches) cplfp.ctb



Parking Structure

Floor 1

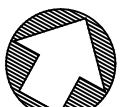
FACILITIES MANAGEMENT AND DEVELOPMENT

Space Data http://afd.calpoly.edu/facilities/spacefacility/space_data.asp

| | | |
|-----------------|----------------|--------------------|
| 000 UNASSIGN | 400 STUDY | 800 HEALTH |
| 100 CLASS | 500 SPECIAL | 900 RESIDENTIAL |
| 200 LAB | 600 GENERAL | |
| 300 OFFICE | 700 SUPPORT | |

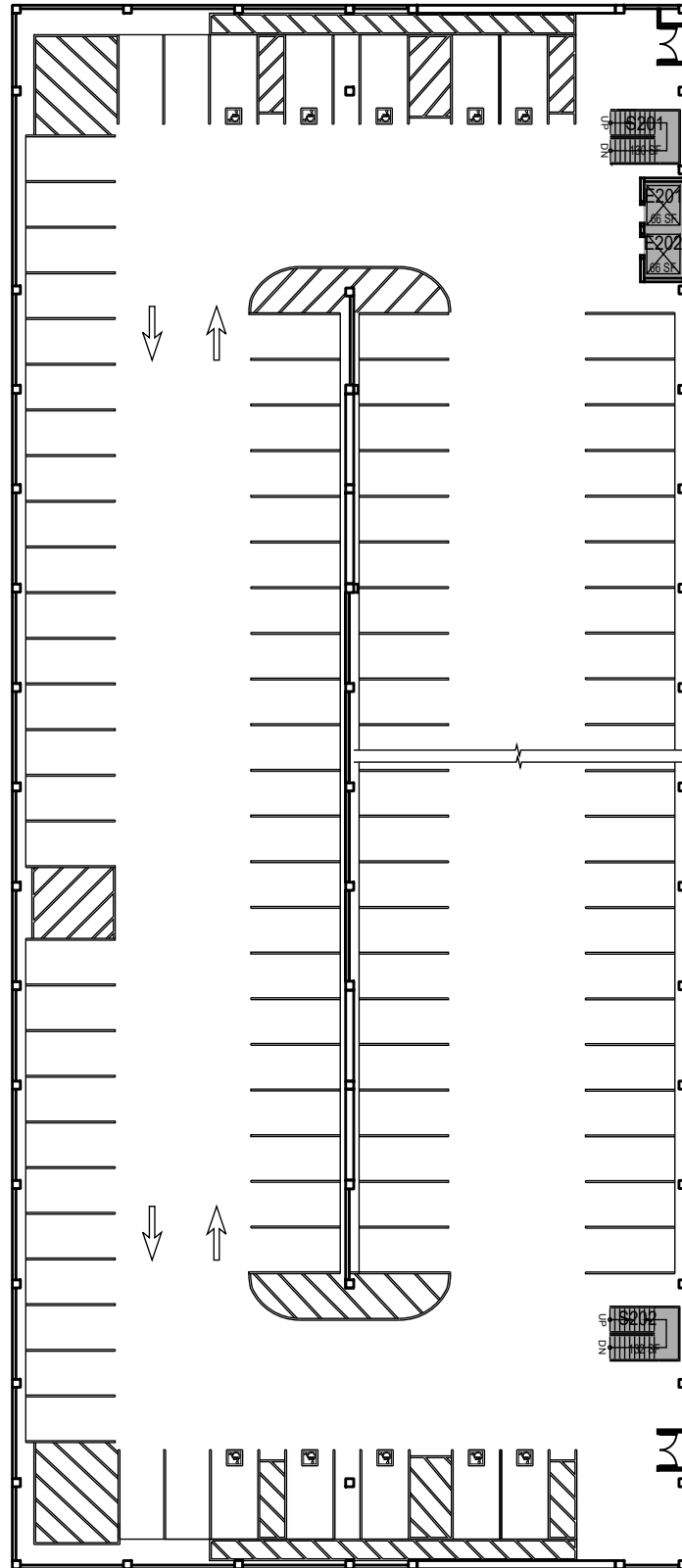
Room Use

March 2022



1" = 35'

O:\Planroom\Database\building_Floor_Plans\Plan_Book\Building 131-0_Parking Structure.dwg AutoCAD PDF (High Quality Print).pc3 ANSI full bleed A (8.50 x 11.00 inches) cpdf.ctb



Parking Structure

Floor 2

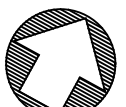
FACILITIES MANAGEMENT AND DEVELOPMENT

Space Data http://afd.calpoly.edu/facilities/spacefacility/space_data.asp

| | | |
|--------------|-------------|-----------------|
| 000 UNASSIGN | 400 STUDY | 800 HEALTH |
| 100 CLASS | 500 SPECIAL | 900 RESIDENTIAL |
| 200 LAB | 600 GENERAL | |
| 300 OFFICE | 700 SUPPORT | |

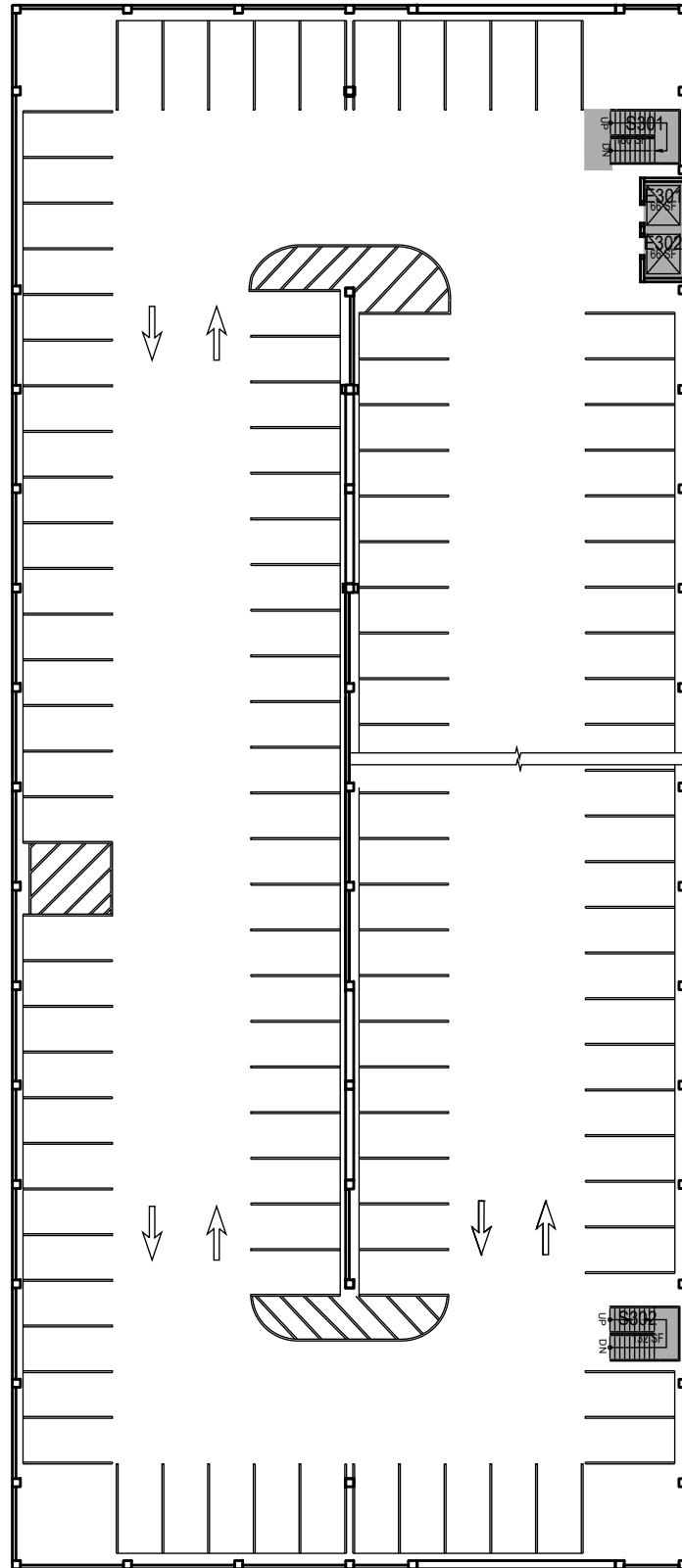
Room Use

March 2022



1" = 35'

O:\Planroom\Database\building_Floor_Plans\Plan_Book\Building 131-0_Parking Structure.dwg AutoCAD PDF (High Quality Print).pc3 ANSI full bleed A (8.50 x 11.00 inches) cpdf.ctb



Parking Structure

Floor 3

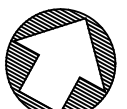
FACILITIES MANAGEMENT AND DEVELOPMENT

Space Data http://afd.calpoly.edu/facilities/spacefacility/space_data.asp

| | | |
|--------------|-------------|-----------------|
| 000 UNASSIGN | 400 STUDY | 800 HEALTH |
| 100 CLASS | 500 SPECIAL | 900 RESIDENTIAL |
| 200 LAB | 600 GENERAL | |
| 300 OFFICE | 700 SUPPORT | |

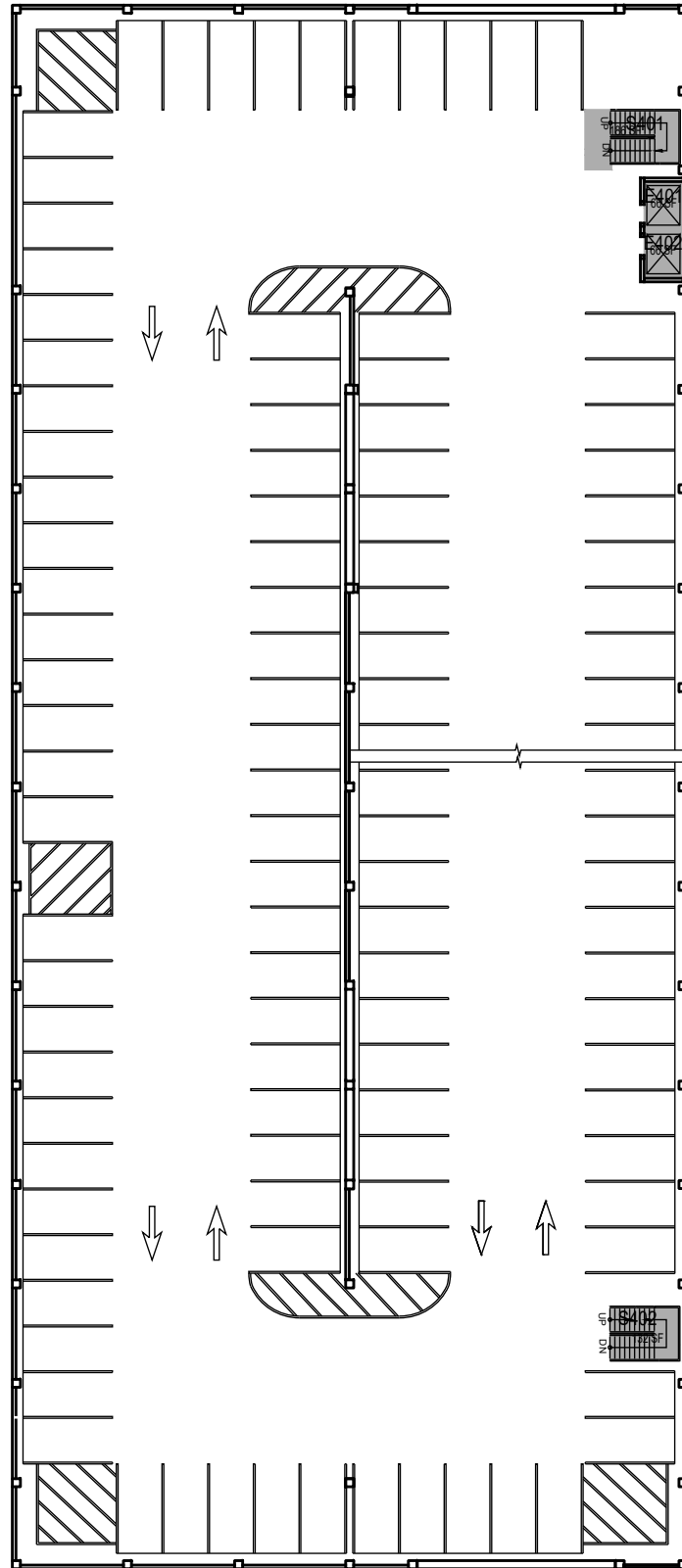
Room Use

March 2022



1" = 35'

O:\Planroom\Database\building_Floor_Plans\Plan_Book\Building 131-0_Parking Structure.dwg AutoCAD PDF (High Quality Print).pc3 ANSI full bleed A (8.50 x 11.00 inches) cpdf.ctb



Parking Structure

Floor 4

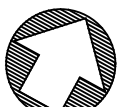
FACILITIES MANAGEMENT AND DEVELOPMENT

Space Data http://afd.calpoly.edu/facilities/spacefacility/space_data.asp

| | | |
|--------------|-------------|-----------------|
| 000 UNASSIGN | 400 STUDY | 800 HEALTH |
| 100 CLASS | 500 SPECIAL | 900 RESIDENTIAL |
| 200 LAB | 600 GENERAL | |
| 300 OFFICE | 700 SUPPORT | |

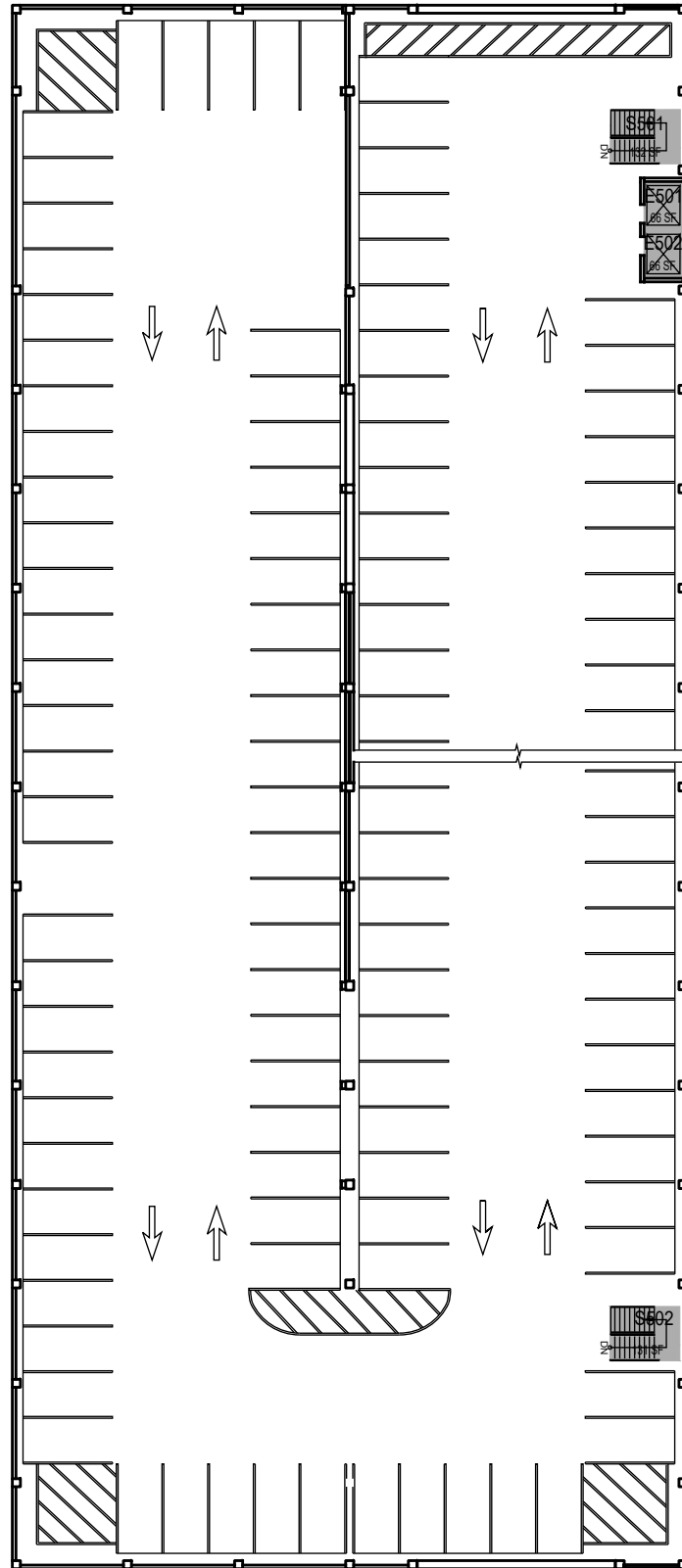
Room Use

March 2022



1" = 35'

O:\Planroom\Database\building_Floor_Plans\Plan_Book\Building 131-0_Parking Structure.dwg AutoCAD PDF (High Quality Print).pc3 ANSI full bleed A (8.50 x 11.00 inches) cpdf.ctb



Parking Structure

Floor 5

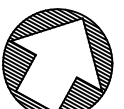
FACILITIES MANAGEMENT AND DEVELOPMENT

Space Data http://afd.calpoly.edu/facilities/spacefacility/space_data.asp

| | | |
|--------------|-------------|-----------------|
| 000 UNASSIGN | 400 STUDY | 800 HEALTH |
| 100 CLASS | 500 SPECIAL | 900 RESIDENTIAL |
| 200 LAB | 600 GENERAL | |
| 300 OFFICE | 700 SUPPORT | |

Room Use

March 2022



1" = 35'